

***Study Guide***  
***The Lost Elves***

**Pre Performance Activities**

**Synopsis of the show**

Everything is all set for Patty Pockets and Tuba John's Annual Holiday Concert, featuring music from holiday celebrations and different cultures from around the world! The music is ready, the stage is set and when the concert begins, Albert Wuzzlebee, the Stage Manager is making sure that all is going just as planned. In fact, Albert Wuzzlebee, has recently been named Stage Manager of the Year and is extremely proud of running the holiday concert precisely according to the script. Much to Albert's dismay, the concert is suddenly interrupted by a crash and onto the stage walk two elves! Annie the Elf and Elmer the Elf tell Patty Pockets, Tuba John and Albert the amazing story of how they accidentally took off on Santa's sleigh and landed right in the middle of the concert! To top it all off, Dasher the reindeer, who was pulling the sleigh, ran away when they landed. Annie the Elf and Elmer the Elf are hungry, tired, looking for Dasher and lost!

Elmer uses Patty's cell phone to call Santa and the elves leave a message on his voicemail. While they wait for Santa to call back, Patty invites Annie and Elmer to join them for the concert! It is lots of fun as the elves join in the holiday music, the search begins for Dasher, and Albert Wuzzlebee tries to make everyone stick to the script!

Filled with audience participation, sing a longs and holiday music from a variety of cultures and places around the world, The Lost Elves is a wonderful way for school groups to celebrate the holidays! ...And guess who makes a special appearance to bring our little elves home? You guessed it! Santa!

**Sing-a-longs**

Practice singing Jingle Bells, The Dreidle Song, Feliz Navidad and This Little Light of Mine. They will all be sing-a-longs in the show!

## Vocabulary List

Choose the vocabulary words that are appropriate for your class:

Chill	Air	And	Folks	Happy	Holiday
Shine	All	Fun	Go	Feel	Magic
Cool	Glow	Show	Script	To	The
Job	No	You	Going	Banquet	Trophy
Not	New	Eat	Food	Christmas	Kwanza
Hanukkah	Back	That	Can	One	Who
Doing	Are	Elf	Get	We	Do
Too	Yes	Harness	Mechanic	Weather	Where
Moose	Cow	Peace	Solo	Merry	Glad

1. Make sentences with the vocabulary words.
2. For the appropriate classes, write a short story with the vocabulary words.
3. For the appropriate classes, have a spelling bee with the vocabulary words.

### *About Different Holiday Celebrations...*

**Christmas** is a religious holiday that occurs every year on December 25<sup>th</sup> when Christians celebrate the birth of Jesus Christ, who is believed to be the Savior of the world. In preparation for Christmas, four weeks in advance, an advent wreath with five candles, three purple, one pink and one white is prepared. One purple candle is lit each day of the first week, two the second week, the pink candle is added the third week, four are lit during the fourth week and on Christmas day the white candle is placed in the center of the Advent wreath and is lit to celebrate the birth of Christ. Christmas day is filled with gift giving, music, stories, family and friends and lots of good food! In anticipation of Christmas, children await the arrival of Santa Clause who leaves presents under the Christmas tree for all the good little girls and boys. But above all, Christmas is a holy day of joy, thanks and prayer.

**Hanukkah** is a Jewish celebration of a miracle that took place over two thousand years ago. A Syrian ruler named Antiochus IV held the Jews

prisoners in their own land. He brought a huge army from Syria to destroy the Jewish religion, and force the Jews to worship their Greek gods. He took over Jerusalem and ruined the Holy Temple. The Jews were greatly outnumbered but a man named Judah Maccabee and his four brothers led a small, brave army against the Syrian forces. The Maccabees used a clever decoy to defeat the Syrian forces. They built a fake camp and when the Syrian troops attacked, the Jewish soldiers sneaked in from behind and defeated them. They won back the city of Jerusalem and freed the Jews, but the Temple was badly damaged. The Macabees cleaned up the temple and made it pure again. They lit a menorah; a seven branched oil lamp that was supposed to remain lit all the time. There was only enough oil to last for one day, but somehow, the lamp stayed lit for eight day, just long enough for a new supply to be made. The temple was made holy again and Judah Maccabee declared the day a holiday. The eight days of Hanukkah honor the eight days during which the oil burned in the holy lamp. A special eight branched Menorah (with one branch in the center for the Shamash) contains the candles. One candle is lit each night. This special menorah is called a Hanukkiyah. The Hanukkah celebration is filled with music, gift giving, dreidle playing, story telling and lots of good food!

**Kwanza** is a relatively new African American celebration, yet it is based on ancient African festivals and customs. Maulana Karenga established the celebration of Kwanzaa in 1966. The word “Kwanza” comes from a Swahili phrase, “Mutunda Ya Kwanza” which means, “First Fruits.” An extra “a” was added to the end of Kwanzaa so the word would have seven letters to go with the seven principles of the holiday. The seven principles of Kwanzaa are: Umoja (Unity), Kujichagulia (Self Determination), Ujima (Collective Work and Responsibility), Ujamaa (Cooperative Economics), Nia (Purpose), Kuumba (Creativity) and Imani (Faith). The seven days of Kwanzaa are celebrated from December 26<sup>th</sup> through January 1<sup>st</sup>. Each day a candle is lit and a principle is discussed. Kwanzaa is a time to rejoice. It is a time for families and friends to come together and celebrate their heritage through stories, songs and lots of good food!

**Las Posadas** is a wonderful Mexican Christmas tradition, *las posadas* literally translates in English as "the inns" or "the lodgings" and symbolizes the Biblical journey of Mary and Joseph as they searched for shelter in Bethlehem before the birth of Jesus.

The nine-day celebration lasts from December 16 to Christmas Eve (*Noche Buena* or "Holy Night") and includes a candle-lit procession of children and

parents reenacting Mary and Joseph's journey through Bethlehem. Los Posadas is celebrated with prayer, music, family gatherings and lots of good food, including everybody's favorite, a piñata filled with candy!

**Ramadan** is a time of fasting and family renewal for Muslims, beginning in the ninth month of the Islamic calendar. Fasting begins at sundown on the first day of Ramadan. Not only is food and drink proscribed during the daylight hours, but followers work to cleanse their souls by refraining from gossip and other forms of disrespect, do away with bad habits, settle disputes and strengthen family ties within the guidelines of Islam. Restraint is the key word of Ramadan in that all aspects of thoughts, actions, and words must be monitored with purification in mind. Ramadan ends with a three day celebration called the Festival of Fast Breaking and is a time of joyous celebration on the completion of a month of blessings and joy. This time is an official government/school holiday in most Muslim countries. This special time includes visits to family and friends and gifts and lots of good food.

**New Year's Day** is celebrated on January 1<sup>st</sup>. It's the first day of the New Year and is celebrated throughout the world with parties, music, and of course, lots of good food!

## Post Performance Activities

### *Discussion Questions*

1. Who are the characters in the show?  
*Patty Pockets, Tuba John, Albert Wuzzlebee, Annie the Elf and Elmer the Elf.*
2. What kind of concert are Patty Pockets and Tuba John doing?  
*A holiday concert with music from holiday celebrations from around the world.*
3. What is Albert Wuzzlebee's job?  
*He is the Stage Manager.*
4. Why did the two elves land in the theatre?  
*They accidentally took off on Santa's sleigh.*
5. Annie and Elmer are looking for the reindeer named \_\_\_\_\_.  
*Dasher*
6. Annie is the \_\_\_\_\_ Elf.  
*The Weather Elf*
7. Elmer is the Sleigh \_\_\_\_\_.  
*Mechanic*
8. Why doesn't Albert want to go to the banquet and get his trophy?  
*He's afraid to give his thank you speech.*
9. Name some holiday celebrations that Patty and Tuba John talk about.  
*Christmas, Hanukkah, Kwanza, Los Posadas, Ramadan*
10. Annie and Elmer chased Dasher into the \_\_\_\_\_.  
*Mall*
11. Who do the elves call to help them?  
*Santa*
12. Instead of saying, "I can't" Patty encourages Albert to say \_\_\_\_\_.  
*"I can!"*
13. What happens to Dasher?  
*He flies safely home to the North Pole.*
14. Who comes to bring Annie and Elmer home?  
*Santa*

## ***Holiday Crafts and Activities!***

### **Make a Dreidle and play the Dreidle Game!**

The Dreidle has played an important part in Jewish history. There were times when Jews were not allowed to practice their religion or study the Torah. They had to do these things in secret. Students would gather to study the religion but would keep a dreidle handy so they could pretend to be playing if soldiers came by. Here's how to make a dough dreidle.

What you need: Dough: ½ Cup Flour, ¼ Cup Salt, ¼ Cup Water

1. Mix the flour, salt and water together to make the dough. Add a few drops of food coloring. Knead the mixture well until it is smooth. If it is too dry, add more water. Be careful not to make it too soft, or it will not hold its shape.
2. Roll the dough into a ball. (First tear off a small piece to save for the handle. Shape the ball into a cube by flattening the sides. Then shape the bottom to a point.
3. Make a small knob out of the extra piece of dough that you saved and attach it to the top for the handle. Use water to make it stick.
4. Put your dreidle on a cookie sheet and bake it in the oven at 300 degrees for 30 minutes. After it cools, use a marker to write the following Hebrew letters on each of the four sides of the dreidle:

Nun נ    Gimel ג    Hay ה    Shin ש

### ***How to Play the Dreidle Game...***

You play with candy, nuts, pennies or whatever you'd like. Let's play with pennies. We divide the pennies equally among the players. Each player puts a penny in the "pot" in the middle. The first player spins the dreidle. The dreidle falls on *Nun*. In the dreidle game, *Nun* means "nothing." So nothing happens. Everyone puts another penny in the pot and the first player passes the dreidle to the person on the left.

The second player spins. The dreidle falls on *Shin*. *Shin* means "put." The second player puts in a penny. Then everyone, including the second player, puts another penny in the pot and the dreidle passes to the third player.

The third player spins. The dreidle falls on *Hay*. *Hay* means "half." The player takes half the pennies in the pot. Then everyone puts in a penny and the dreidle passes to the fourth player.

The fourth player spins. The dreidle falls on *Gimel*. *Gimel* means "all." The fourth player takes the whole pot. Then everyone puts a penny in and the

game goes on. The game continues until one person wins all the pennies. ***Got Spirit! A Kwanzaa Game***

**I Got Spirit** is a game of hand clapping, hip shaking and chanting. The game emphasizes the spirit of the seven Kwanzaa principles. The game is for all ages and can be played with four or more. The more the merrier! The players form a circle. One person stands in the middle and starts the rhythm by clapping. All join in. Everyone dances to the rhythm. The leader chants and the players in the circle respond. The person in the circle chooses a new “leader” by dancing in front of him or her. They exchange places and the game continues until everyone is exhausted. Here’s the chant:

Leader: I got the spirit!

All: Hey, Hey!

Leader: I got the spirit!

All: Hey, Hey!

Leader: I got the spirit!

All: Hey, Hey!

Leader: I got the spirit!

All: Hey, Hey!

Leader: I got Umoja!

All: Hey, Hey!

Leader: I got Umoja!

All: Hey, Hey!

Leader: It’s in my head!

All: Hey, Hey!

Leader: It’s in my feet!

All: Hey, Hey!

Leader: It’s in my back!

All: Hey, Hey!

Leader: It’s in my heart!

All: Hey, Hey!

Leader: I got it!

All: Hey, Hey!

Leader: I got it!

All: Hey, Hey!

Leader: I got it!

All: Hey, Hey!

Leader: I got it!

All: Hey, Hey!

Leader: (Standing in front of a new leader) **YOU TAKE IT!**

All: Hey, Hey! (New Leader enters the middle.)

Leader 2: I got the spirit!

All: Hey, Hey!

The leader can go faster or slower, louder or softer. Each new leader can change the words to the chant. Flexibility and creativity make the game fun and exciting. LET THE SPIRIT MOVE YOU!

***Pin the Tail on the Reindeer Game!***

Play the old favorite, Pin the Tail on the Donkey, but use the coloring page to pin the tail on Santa's Reindeer! Cut out the appropriate number of tails with the stencil on the coloring page. Have the children color or decorate their tails. Tape the picture of the reindeer to the wall, blindfold the first "pinner." The first pinner is gently turned around three times and pointed in the direction of the reindeer picture. See where all the tails land! Have fun!

## **Fun Pages**

Do the word search!

Have fun coloring the Hanukkah Dreidle, Christmas Star, and Kwanzaa Candle.

**WORD SEARCH** - Find the following words in the puzzle!

DREIDLE	RIDE	SLEIGH
DAY	STAR	HANUKKAH
CRASH	CHRISTMAS	DASHER
SANTA	HOLIDAY	SHINE
SING	RAN	LOST
REINDEER	ELF	SONG
FUN	SNOW	NEW
YEAR	CALL	KWANZAA
TREE	CHILL	ALL
MALL	HAPPY	SHOW

D R E I D L E Z X D A Y  
 C S A N T A M R S T A R  
 R F U N P V C V W B J K  
 A R E I N D E E R N Q T  
 S Y E A R H V T E E E L  
 H R I D E A C A L L Z X  
 N S N O W F N W P H F S  
 P C H R I S T M A S P L  
 S T A R C H I L L H K E  
 N H A P P Y X S M I L I  
 H O L I D A Y H A N O G  
 D A S H E R J O L E S H  
 X D S O N G X W L W T Z  
 K W A N Z A F S I N G A



Play "Pin the Tail on the Reindeer!"

# Dreidel Rhyme

J. Patrick Lewis

Dreidel, dreidel, what's to eat?  
Show me something *very* sweet!

Put one candy in the middle,  
Spin the dreidel just a little—

If the dreidel comes up *shin* ש  
Put one piece of candy in.


If it's half—the letter *hey* ה—  
Take one half the pot away.

If the *gimel* ג should appear,  
You win everything, my dear!

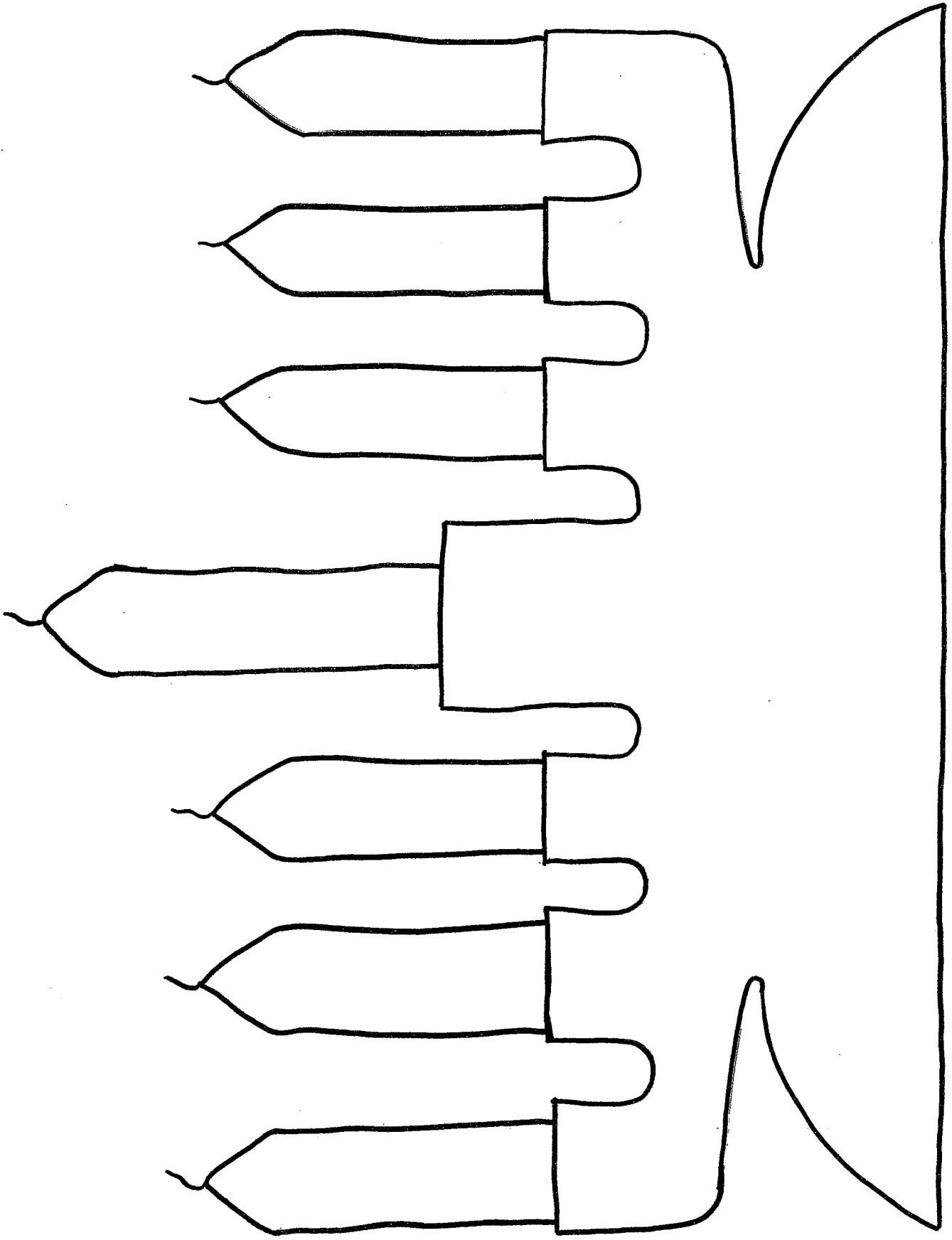
But if *nun* נ should show its face,  
Someone else spins in your place.

Now before we spin again,  
Put another candy in.


Dreidel, dreidel, what's to eat?  
Show me something *very* sweet!



Color the  
dreidles!



Color the Kwanzaa Kinara!



Color the  
Christmas Star!